



9. Naming Compounds & Writing Formulas

- Chemical Formula: a combination of symbols and small numbers to show what a substance is made up of and in what proportion
- Since ionic substances transfer electrons and covalent (molecular) substances share electrons they are named using different rules
 - = **FIRST CHECK** if the compound is **Ionic** or **Covalent**
 - example: CaO = ionic CCl_4 = covalent

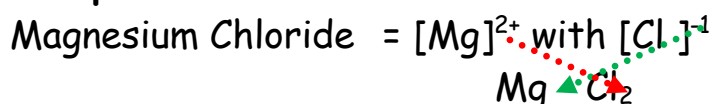
Writing Formulas of Ionic Compounds:

- Ionic Compounds are made up of cations joined to anions.
 - Binary ionic compounds = composed of a **metal** joined to a **nonmetal**
 - metalloids are considered nonmetals so bond covalently
 - Special Case Ions
 - see **ION CHART** on the back side of your periodic table
 - a) **Complex ions**: groups of atoms bonded so strongly they tend to stick together & act as a **single unit** having an overall charge
 - example: phosphate ion: PO_4^{3-}  
 - b) **Polyvalent ions**: most transition metals can have more than 1 valence which is indicated in the name by a roman numeral
 - example: Iron II = Fe^{+2} or Iron III = Fe^{+3}

Steps for Writing Formulas of Ionic Compounds

1. Identify the ions involved, writing the **ca+ion** first and the **anion** second.
2. Write valence number or **charge** of each ion above it.
3. Use **subscripts** to indicate the **NUMBER** of ions **ONLY** of each element present = do this by '**criss-crossing**' the valence numbers (**do not** write charges!)
4. In formulas involving **complex ions (radicals)**, use brackets then the subscript to describe the number used.
5. Write the formula in **lowest** terms
- *6. Remember: the total charge of the compound must be 0.

examples:



Aluminum iodide =

****Aluminum is not a metalloid**

Calcium Oxide:

**** Lowest Terms**

Magnesium hydroxide =

****Brackets**

Zinc phosphate =

Iron III Sulfide =

****Careful, Iron is polyvalent**

What about Hydrogen?

- Having only 1 proton and 1 electron makes hydrogen special. It can form covalent bonds **AND** ionic bonds depending on what it bonds with.
- In general Hydrogen:
 - : acts as a **nonmetal** when bonding with **nonmetals**
 - : acts as a **metal** when bonding with **complex ions**.

example: H_2O = **covalent**

NH_3 = **covalent**

H_2SO_4 = **ionic**

Try These:

Potassium Iodide: _____

Nickel Bromide: _____

Barium Oxide: _____

Ammonium Sulfide: _____

Copper II Carbonate: _____

Naming Ionic Substances

1. With the first element (the **metal** or the cation), you simply use its name
2. With the second element (the nonmetal or the **anion**), you use its **shortened name** (the first syllable) and add **"-ide"**

example: $\text{CaF}_2 =$

$\text{Na}_2\text{O} =$

3. If the element has more than one valence (ie. Polyvalent, like Copper), then you **MUST** include a **Roman Numeral** representing the **valence** in the name.

example: $\text{CuI}_2 =$

$\text{Fe}_2\text{O}_3 =$

4. All polyatomic ions (**complex ions**) are made of more than 1 atom &/or element use their **full name** when you name the compound **NOT** the names of the elements that compose them.

example: $\text{MgSO}_3 =$

$(\text{NH}_4)_2\text{CO}_3 =$

Try These:

$\text{NaCl} =$ _____

$\text{K}_2\text{O} =$ _____

$\text{H}_2\text{SO}_4 =$ _____

$\text{PbPO}_4 =$ _____